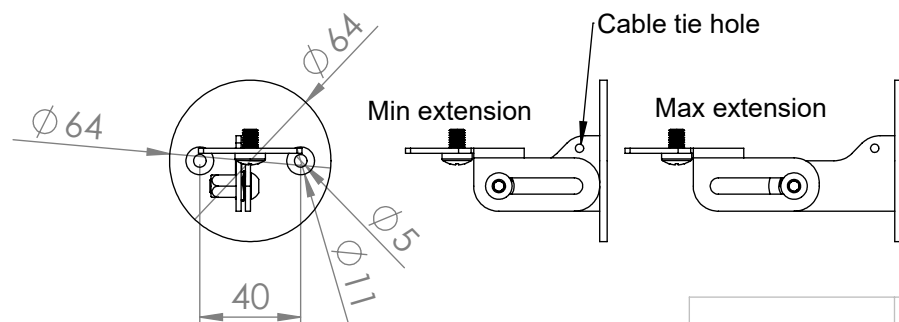
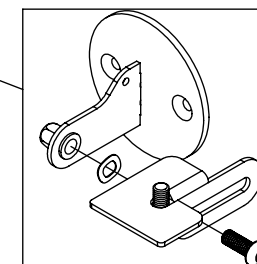
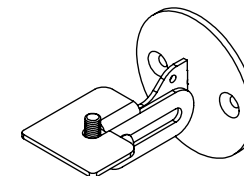
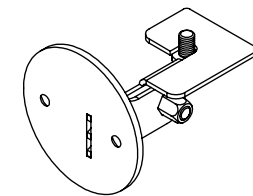
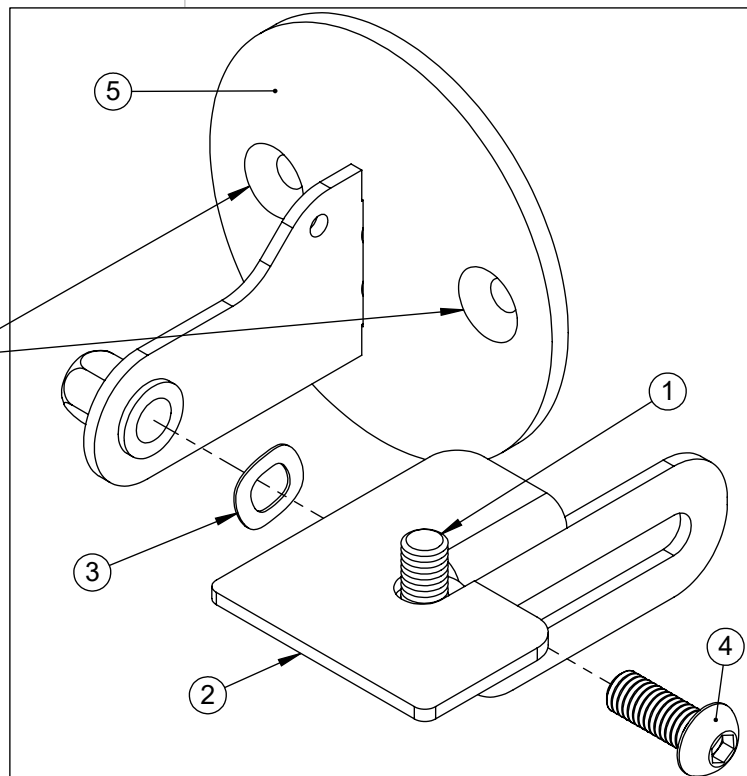


**2x CSK 45°x11  $\phi$  x3**



BOM Table			
NO	Part Number	Description	
1	PN-IMP-1_4X3_4-HT-CZN	Pozi Pan Head 1/4 X 3/8 ( High Tensile Bright Zinc Plated Clear Passivated )	1
2	PAR--2055730	Adjustable Huddly camera front mount	1
3	CW-MET-6-SS-SC	Crinkle Washer M6 (Stainless Self Colour)	1
4	BH-MET-6X16-HT-BO	Button Head Screw M6 X 16 ( High Tensile Black Oxide )	1
5	ASS--20054120	Adjustable Huddly camera wall mount base arm	1

Description		WBVCA 0323 adjustable wall mount huddly	
UNLESS OTHERWISE SPECIFIED: DIMENSIONS ARE IN MILLIMETERS	Saved Date: 10 December 2019	DRW - REV <b>REV - A-005</b>	See Below - Special Notes
	Created Date: 04 February 2014		
SURFACE FINISH: Powder Coat	Bend Tool:	Part Number & Part Revision <b>ASS--20054119 REV - A-005</b>	
Created By Andrew Griffiths	Material:		
Unicol Engineering Green Road Oxford OX3 8EU	Gauge:		
WEIGHT: 0.14		Kg	SCALE:1:3 DO NOT SCALE DRAWING SHEET 1 OF 1