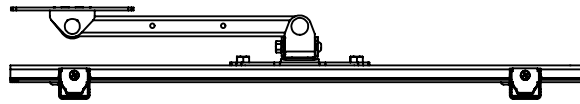
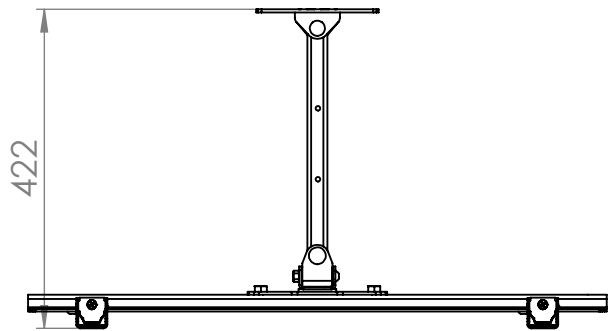
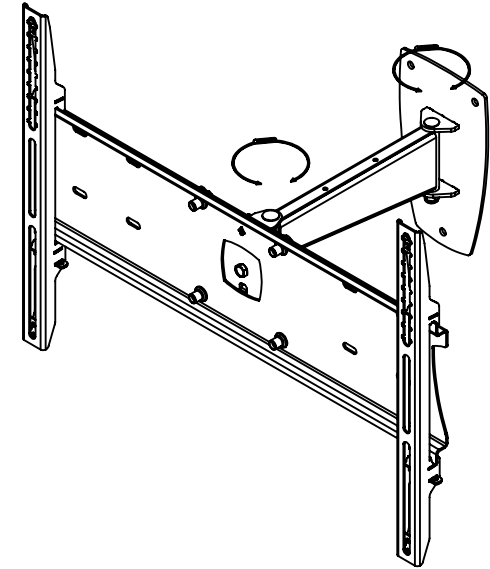
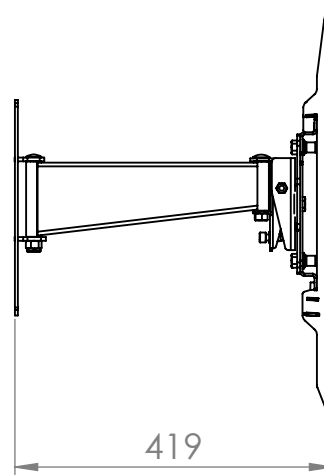
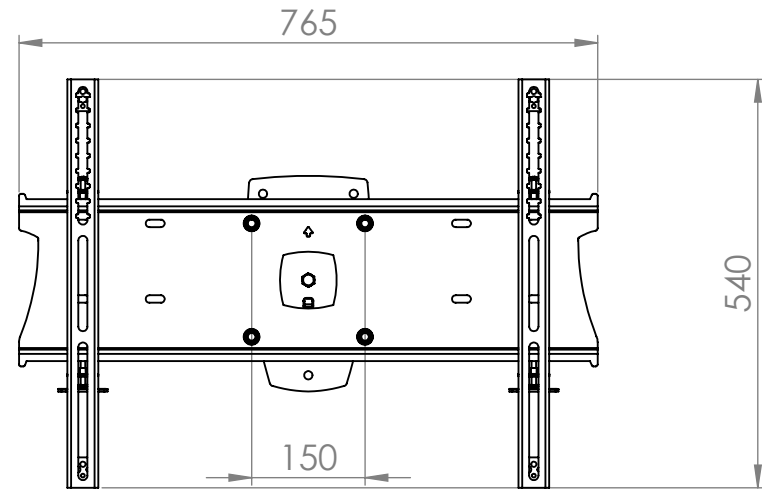


1 Fixing Kit

2 Universal Fixing Kit



Description PIs With Pzx1 Universal Mount

UNLESS OTHERWISE SPECIFIED:
DIMENSIONS ARE IN MILLIMETERS

SURFACE FINISH: Powder Coated

Mod Date 06/04/2016

Drawn Date: 24/03/2011

REVISION

A-005

Bend & Machine Number

DRAWN Ricky Clark

Unicol Engineering
Green Road
Oxford OX3 8EU

Material

Gauge

DWG NO.

PLS1X1

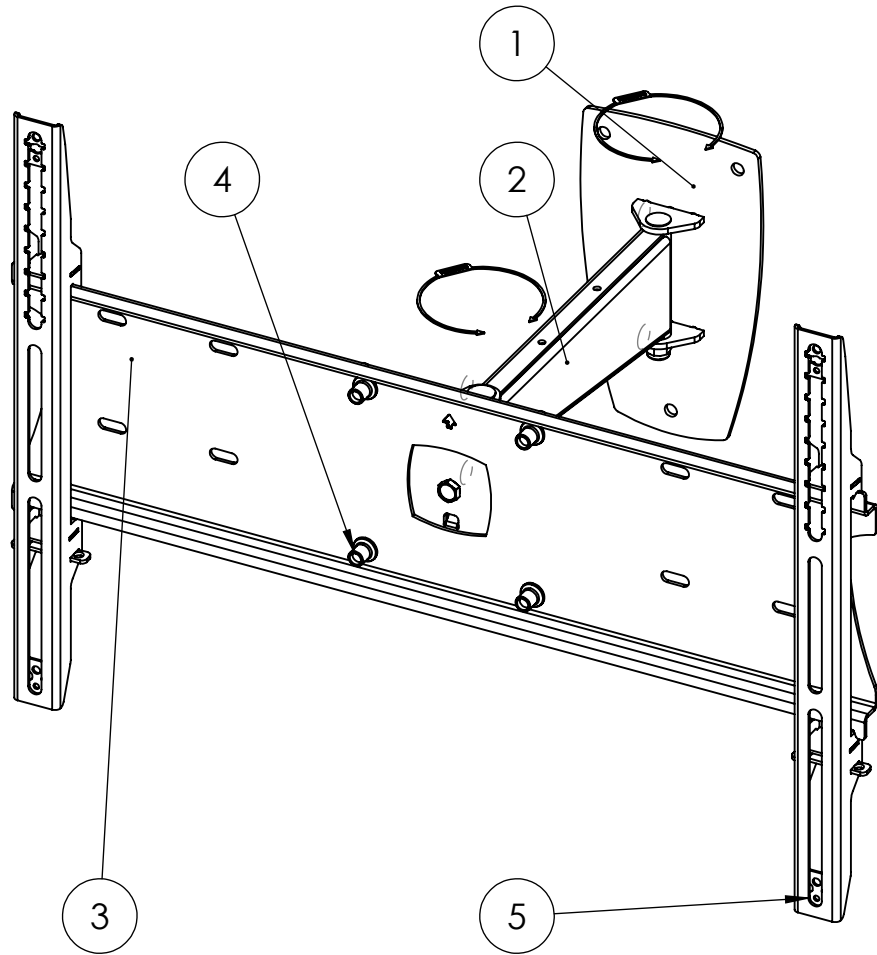
A4

Bend Tool

WEIGHT: Kg

SCALE:1:10 DO NOT SCALE DRAWING SHEET 1 OF 3

All Fixings must be approved by a builder or architect and these are only shown for illustrational purposes



Installation

1. Ensure that the wall structure can support five times the load - (including screen and all bracketry, peripherals)
2. Fix wall plate (1) of arm to supporting wall
Consult your builder or architect if in doubt,(fixings not provided)
3. Route cables along the (2) making certain these will not be trapped when moving the screen in and out.
4. Fit backplane of PLX- PLW (3) to the front plate using the 4 off M10 bolts (4)
5. Fit the mounting arms (5) to the screen and lift the screen and arms onto the back plate fitting the side supporting screws and tighten
6. Fit all cables to Screen and push back to the desired position taking care not to trap any cables, fingers etc.

Description		Pls With Pzx1 Universal Mount		
UNLESS OTHERWISE SPECIFIED: DIMENSIONS ARE IN MILLIMETERS	Mod Date	06/04/2016	REVISION	Bend & Machine Number
	Drawn Date:	24/03/2011	A-005	
SURFACE FINISH: Powder Coated	Material		DWG NO. PLS1X1	
DRAWN Ricky Clark	Gauge			
Unicol Engineering Green Road Oxford OX3 8EU	WEIGHT: 18.48		Kg	A4
SCALE:1:6		DO NOT SCALE DRAWING		SHEET 2 OF 3

Bend V Tool

1 2 3 4 5 6

A

A

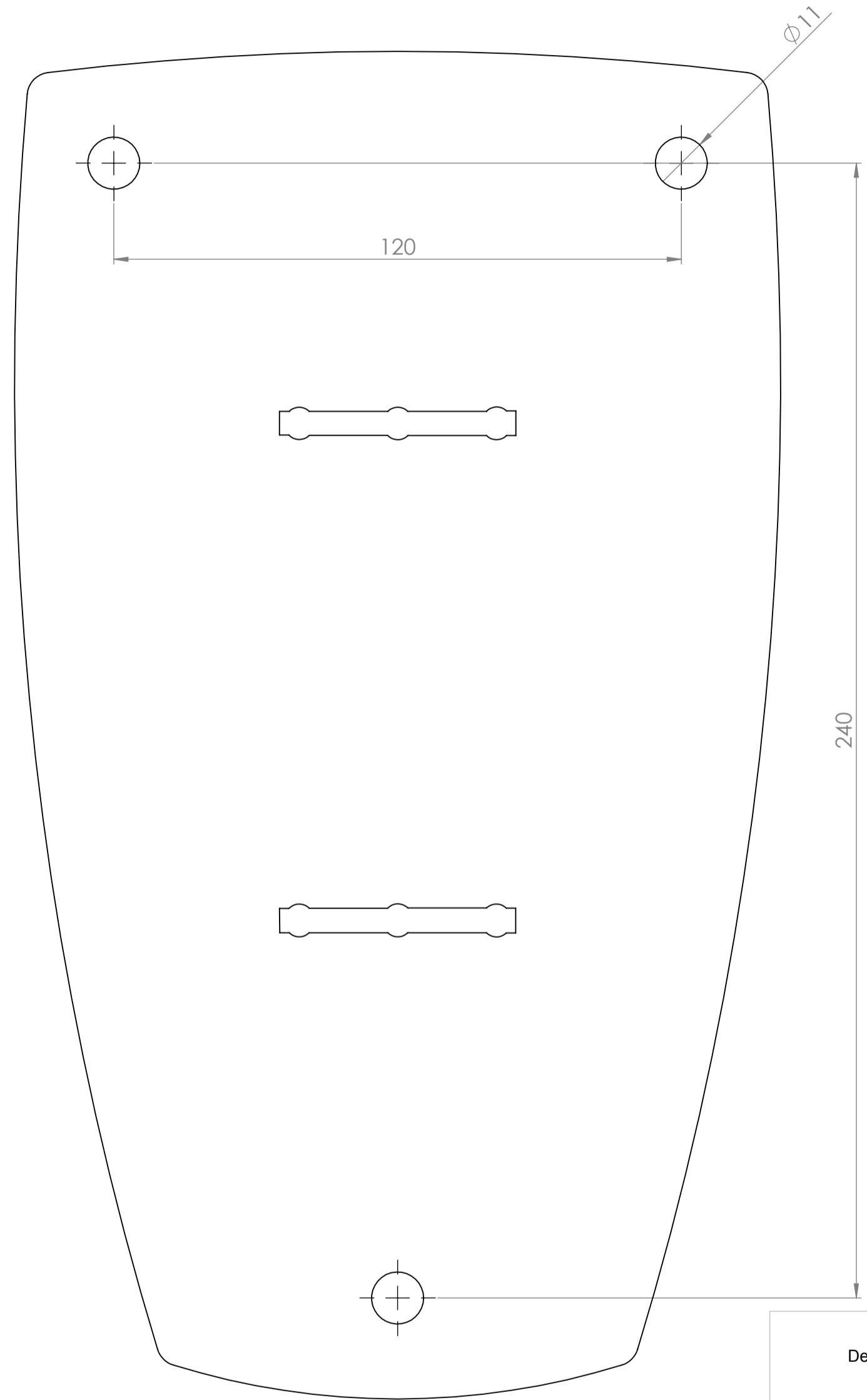
B

B

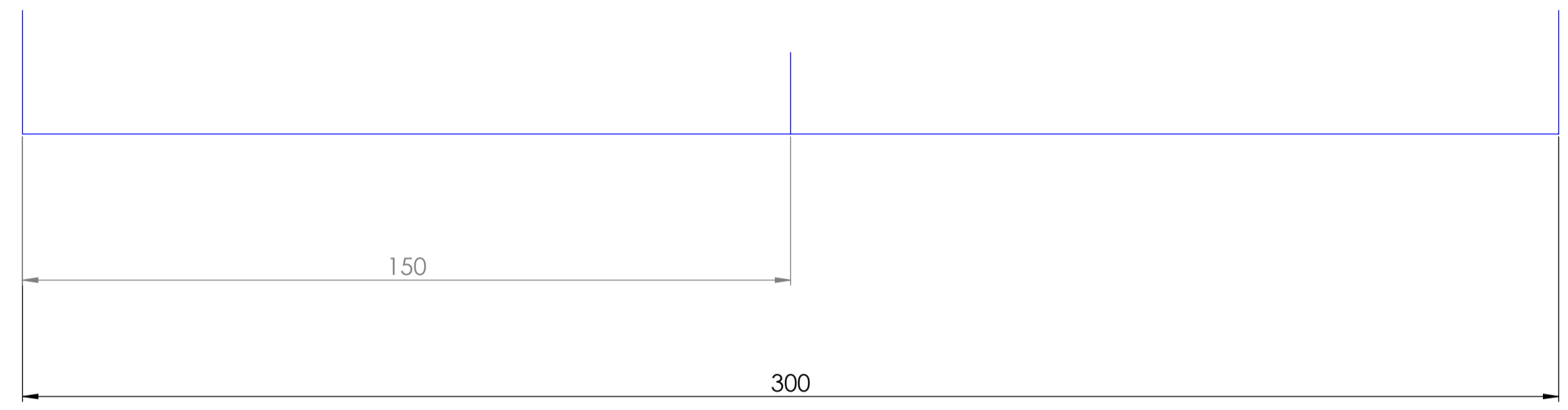
C

C

D



Print To Scale



Description		Pls Back Plate			
UNLESS OTHERWISE SPECIFIED: DIMENSIONS ARE IN MILLIMETERS SURFACE FINISH: Powder Coated		Mod Date	05/04/2016	REVISION	Bend & Machine Number
		Drawn Date:	14/06/2007	A-005	
DRAWN	Ricky Clark	Material	MILD STEEL		
Unicol Engineering Green Road Oxford OX3 8EU		Gauge	4.0	DWG NO.	PLS1X1
Bend V Tool		None		A4	